



Zika Virus

Ingrid Rabe
Medical Epidemiologist
Arboviral Diseases Branch
Centers for Disease Control and Prevention

February 1, 2016

Zika Virus

- Single stranded RNA virus
- Genus *Flavivirus*, family *Flaviviridae*
- Closely related to dengue, yellow fever, Japanese encephalitis, and West Nile viruses
- Transmitted to humans primarily by *Aedes (Stegomyia)* species mosquitoes

Zika Virus Vectors: *Aedes* Mosquitoes

- *Aedes (stegomyia)* species mosquitoes
 - *Ae. aegypti* more efficient vectors for humans
 - *Ae. albopictus*
- Also transmit dengue and chikungunya viruses
- Lay eggs in domestic water-holding containers
- Live in and around households
- Aggressive daytime biters; can also bite at night



Aedes aegypti

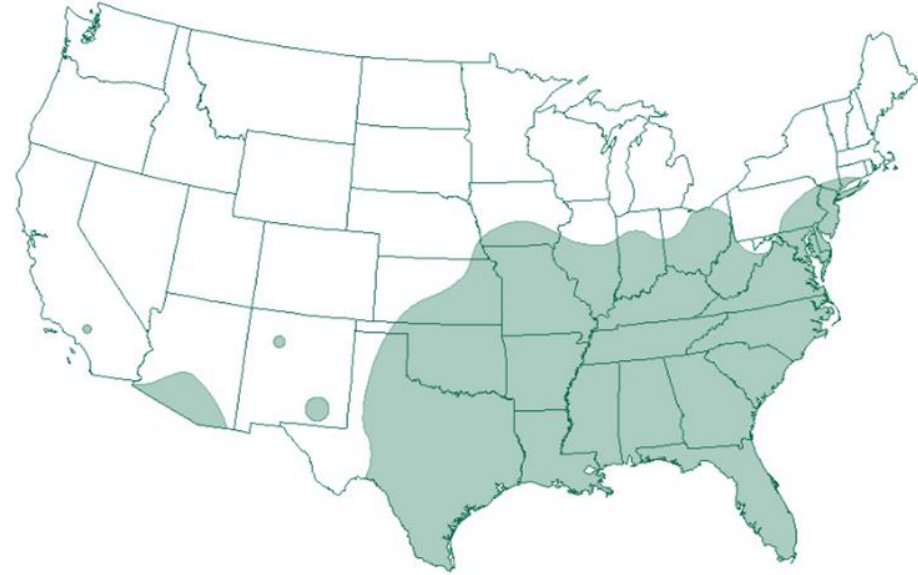


Aedes albopictus

Aedes aegypti and *Aedes albopictus* Mosquitoes: Geographic Distribution in the United States

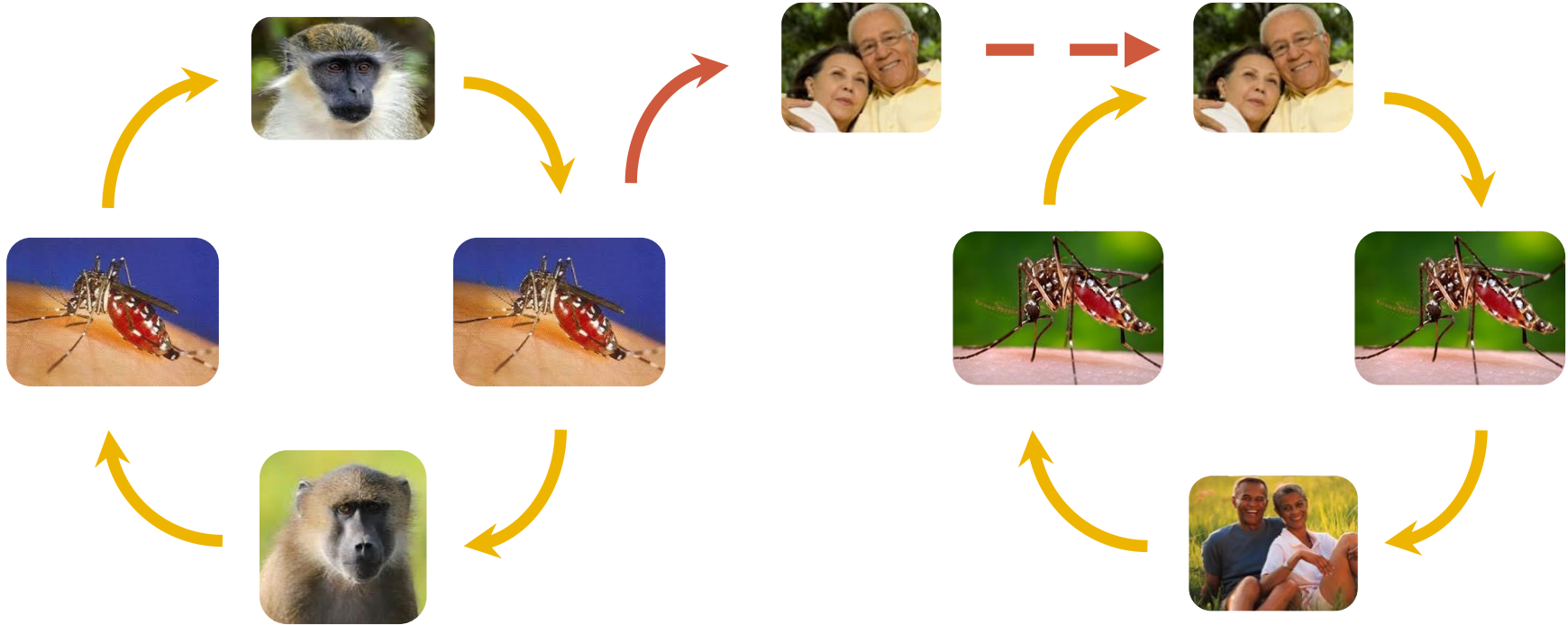


Aedes aegypti



Aedes albopictus

Zika Virus Transmission Cycles



Sylvatic (jungle) cycle

Epidemic (urban) cycle

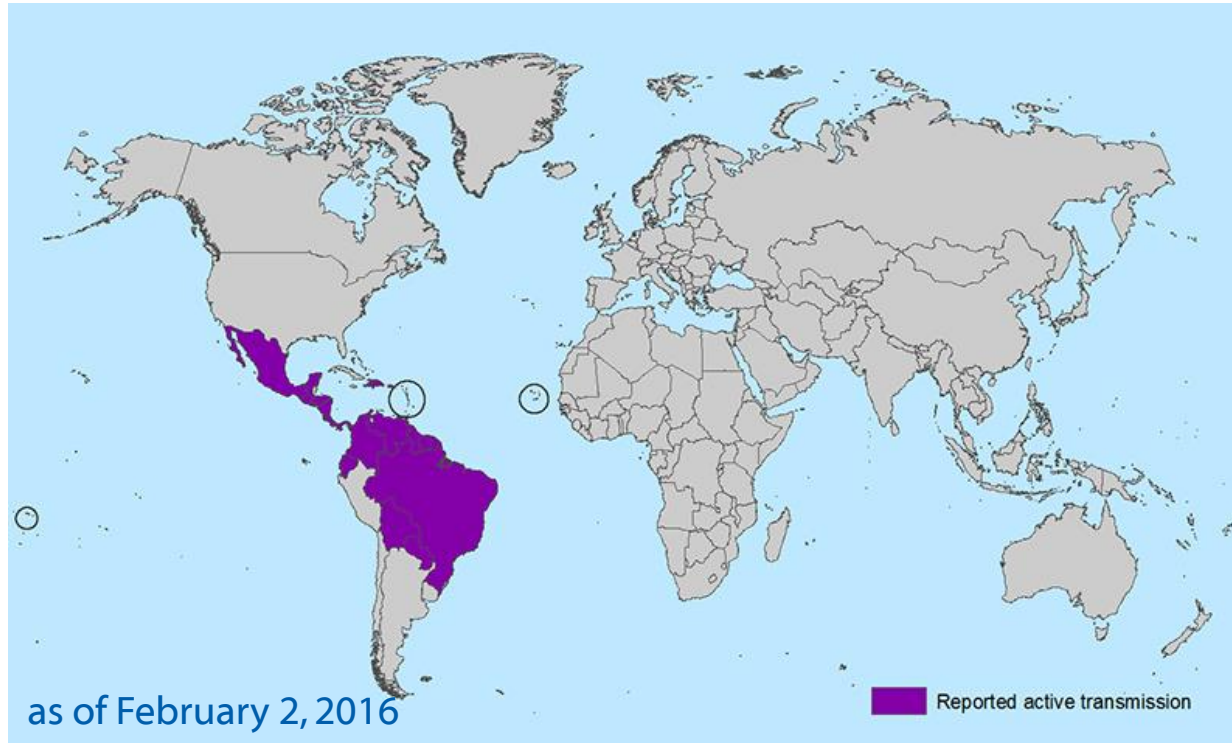
Other Modes of Transmission

- Maternal-fetal
 - Intrauterine
 - Perinatal
- Other
 - Sexual
 - Blood transfusion
 - Laboratory exposure
- Theoretical
 - Organ or tissue transplantation
 - Breast milk



Zika Virus:

Countries and Territories with Active Zika Virus Transmission



Zika Virus Epidemiology

- First isolated from a monkey in Uganda in 1947
- Prior to 2007, only sporadic human disease cases reported from Africa and southeast Asia
- In 2007, first outbreak reported on Yap Island, Federated States of Micronesia
- In 2013–2014, >28,000 suspected cases reported from French Polynesia*

*<http://ecdc.europa.eu/en/publications/Publications/Zika-virus-French-Polynesia-rapid-risk-assessment.pdf>

Zika Virus in the Americas

- In May 2015, the first locally-acquired cases in the Americas were reported in Brazil
- Currently, outbreaks are occurring in many countries or territories in the Americas, including the Commonwealth of Puerto Rico and the U.S. Virgin Islands
- Spread to other countries likely

Zika Virus in the Continental United States

- Local vector-borne transmission of Zika virus has not been reported in the continental United States
- Since 2011, there have been laboratory-confirmed Zika virus cases identified in travelers returning from areas with local transmission
- With current outbreaks in the Americas, cases among U.S. travelers will most likely increase
- Imported cases may result in virus introduction and local spread in some areas of U.S.

Zika Virus Incidence and Attack Rates

- Infection rate: 73% (95% CI 68–77)
- Symptomatic attack rate among infected: 18% (95% CI 10–27)
- All age groups affected
- Adults more likely to present for medical care
- No severe disease, hospitalizations, or deaths

Note: Rates based on serosurvey on Yap Island, 2007 (population 7,391)

Duffy M. N Engl J Med 2009

Reported Clinical Symptoms Among Confirmed Zika Virus Disease Cases

Symptoms	N (n=31)	%
Macular or papular rash	28	90%
Subjective fever	20	65%
Arthralgia	20	65%
Conjunctivitis	17	55%
Myalgia	15	48%
Headache	14	45%
Retro-orbital pain	12	39%
Edema	6	19%
Vomiting	3	10%

Yap Island, 2007

Duffy M. N Engl J Med 2009

Zika Virus Clinical Disease Course and Outcomes

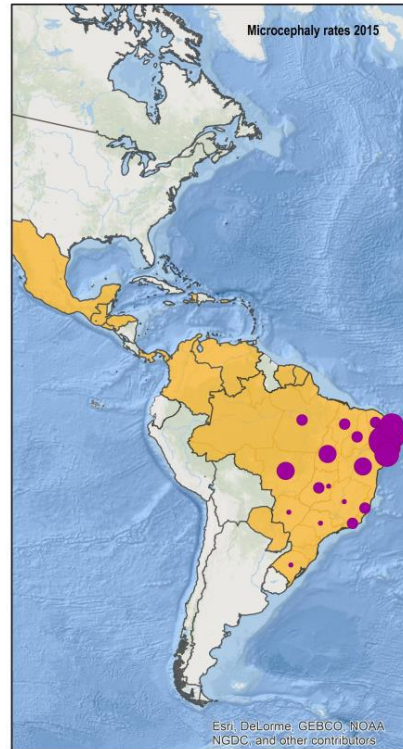
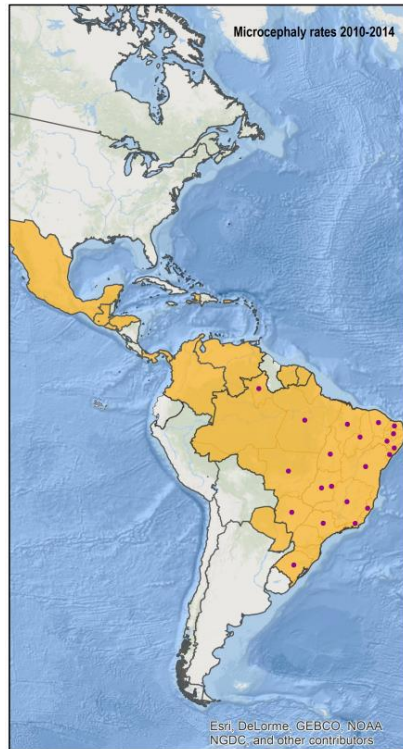
- Clinical illness usually mild
- Symptoms last several days to a week
- Severe disease requiring hospitalization uncommon
- Fatalities are rare
- Guillain-Barré syndrome reported in patients following suspected Zika virus infection
 - Relationship to Zika virus infection is not known

Zika Virus and Microcephaly in Brazil

- Reports of a substantial increase in number of babies born with microcephaly in 2015 in Brazil; true baseline unknown
 - Zika virus infection identified in several infants born with microcephaly (including deaths) and in early fetal losses
 - Zika virus detected prenatally in amniotic fluid from two pregnant women (\approx 30 weeks gestation) with fetal microcephaly and intracranial calcifications detected on ultrasound
 - Some of the infants with microcephaly have tested negative for Zika virus
- Incidence of microcephaly among fetuses with congenital Zika infection is unknown

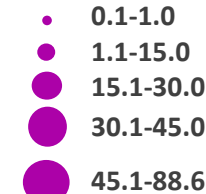
Rates of Microcephaly Over Time: the Americas and the Caribbean

Comparison of the rates of microcephaly in the Americas and Caribbean from 2010-2014 and 2015



Updated as of Epidemiological Week 52
(December 27, 2015 – January 2, 2016)

Microcephaly rates by state in Brazil
(cases per 1.000 live births)



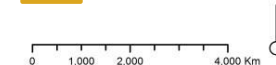
□ Countries

Countries with Zika confirmed cases

■ Epi Week 52 2015

□ Country limits

□ Brazil State Boundaries



Data Source:
Reported from the
IHR National Focal
Points and through
the Ministry of
Health websites.

Map Production:
PAHO-WHO AD
CHA IR ARO

Distinguishing Zika from Dengue and Chikungunya

- Dengue and chikungunya viruses transmitted by same mosquitoes with similar ecology
- Dengue and chikungunya can circulate in same area and rarely cause co-infections
- Diseases have similar clinical features
- Important to rule out dengue, as proper clinical management can improve outcome*

*WHO dengue clinical management guidelines:
http://whqlibdoc.who.int/publications/2009/9789241547871_eng.pdf

Clinical Features: Zika Virus Compared to Dengue and Chikungunya

Features	Zika	Dengue	Chikungunya
Fever	++	+++	+++
Rash	+++	+	++
Conjunctivitis	++	-	-
Arthralgia	++	+	+++
Myalgia	+	++	+
Headache	+	++	++
Hemorrhage	-	++	-
Shock	-	+	-

Diagnostic Testing for Zika Virus

- Reverse transcriptase-polymerase chain reaction (RT-PCR) for viral RNA in serum collected ≤ 7 days after illness onset
- Serology for IgM and neutralizing antibodies in serum collected ≥ 4 days after illness onset
- Plaque reduction neutralization test (PRNT) for ≥ 4 -fold rise in virus-specific neutralizing antibodies in paired sera
- Immunohistochemical (IHC) staining for viral antigens or RT-PCR on fixed tissues

Serology Cross-Reactions with Other Flaviviruses

- Zika virus serology (IgM) can be positive due to antibodies against related flaviviruses (e.g., dengue and yellow fever viruses)
- Neutralizing antibody testing may discriminate between cross-reacting antibodies in primary flavivirus infections
- Difficult to distinguish infecting virus in people previously infected with or vaccinated against a related flavivirus
- Healthcare providers should work with state and local health departments to ensure test results are interpreted correctly

Laboratories for Diagnostic Testing

- No commercially-available diagnostic tests
- Testing performed at CDC and a few state health departments
- CDC is working to expand laboratory diagnostic testing in states
- Healthcare providers should contact their state health department to facilitate diagnostic testing

Initial Assessment and Treatment

- No specific antiviral therapy
- Treatment is supportive (i.e., rest, fluids, analgesics, antipyretics)
- Suspected Zika virus infections should be evaluated and managed for possible dengue or chikungunya virus infections
- Aspirin and other NSAIDs should be avoided until dengue can be ruled out to reduce the risk of hemorrhage

Differential Diagnosis for Zika Virus Disease

- **Dengue**
- **Chikungunya**
- Leptospirosis
- Malaria
- Rickettsia
- Parvovirus
- Group A streptococcus
- Rubella
- Measles
- Adenovirus
- Enterovirus

* **Similar clinical features**

Zika Virus Disease Surveillance

- Consider in travelers with acute onset of fever, maculopapular rash, arthralgia, or conjunctivitis within 2 weeks after return
- Inform and evaluate women who traveled to areas with Zika virus transmission while they were pregnant
- Evaluate fetuses/infants of women infected during pregnancy for possible congenital infection and microcephaly
- Be aware of possible local transmission in areas where *Aedes* species mosquitoes are active

Reporting Zika Virus Disease Cases

- As an arboviral disease, Zika virus disease is a nationally notifiable disease
 - Healthcare providers encouraged to report suspected cases to their state health department
- State health departments are requested to report laboratory-confirmed cases to CDC
- Timely reporting allows health departments to assess and reduce the risk of local transmission or mitigate further spread

Zika Virus Preventive Measures

- No vaccine or medication to prevent infection or disease
- Primary prevention measure is to reduce mosquito exposure
- Pregnant women should consider postponing travel to areas with ongoing Zika virus outbreaks
- Protect infected people from mosquito exposure during first week of illness to prevent further transmission

Possible Future Course of Zika Virus in the Americas

- Virus will continue to spread in areas with competent vectors
 - Transmission increasing in Central America, Mexico, and Caribbean
 - Anticipate further spread in the Commonwealth of Puerto Rico and U.S. Virgin Islands
- Travel-associated cases introduce virus to U.S. states
 - Imported cases will result in some local transmission and outbreaks
 - Air conditioning may limit the size and scope of outbreaks
 - Colder temperatures will interrupt and possibly stop further spread
- Experience from dengue might be predictive
 - From 2010–2014, 1.5 million dengue cases reported per year to PAHO
 - 558 travel-related and 25 locally transmitted cases in U.S. states

Zika Virus Remaining Questions

- Incidence of maternal- fetal transmission by trimester
 - Factors that influence (e.g., severity of infection, maternal immune response)
- Risk of microcephaly and other fetal and neonatal outcomes
- Risk of Guillain-Barré syndrome
- Potential for long-term reservoirs of Zika

CDC Guidance - published

- Interim Guidelines for the Evaluation and Testing of Infants with Possible Congenital Zika Virus Infection — United States, 2016 (Jan 29, 2016)
- Interim Guidelines for Pregnant Women During a Zika Virus Outbreak — United States, 2016 (Jan 22, 2016)
- HAN: Recognizing, Managing, and Reporting Zika Virus Infections in Travelers Returning from Central America, South America, the Caribbean, and Mexico (Jan 15, 2016)
- Travel health notices <http://wwwnc.cdc.gov/travel/notices/> (continually updating)

CDC Guidance - soon to be released

- Interim guidance for women of reproductive age in areas with local transmission of Zika virus
- Interim guidance for Zika virus disease case investigation, diagnosis, and response for U.S. state and territorial health departments
 - Procedures following different scenarios
 - Case data collection form
 - Draft case definitions and classifications
 - Diagnostic testing

CDC Activities

- Coordinate response with PAHO and other regional partners
- Assist with investigations of microcephaly and Guillain-Barré syndrome
- Continue to evaluate and revise guidance as new data emerge
- Distribute guidance through health notices, MMWR publications and the CDC website
- Communicate regularly with clinicians (e.g., COCA calls), professional organizations and state and local partners

Additional resources

- CDC Zika virus information: <http://www.cdc.gov/zika/>
- PAHO Zika virus pages: http://www.paho.org/hq/index.php?option=com_topics&view=article&id=427&Itemid=41484&lang=en
- Zika virus information for clinicians: <http://www.cdc.gov/zika/hc-providers/index.html>
- Zika virus information for travelers and travel health providers: <http://wwwnc.cdc.gov/travel/yellowbook/2016/infectious-diseases-related-to-travel/zika>
- Travel notices: <http://wwwnc.cdc.gov/travel/notices>

Selected references

- Besnard M, et al. Evidence of perinatal transmission of Zika virus, French Polynesia, December 2013 and February 2014. *Euro Surveill* 2014;19(13):20751.
- Duffy MR, et al. Zika virus outbreak on Yap Island, Federated States of Micronesia. *N Engl J Med* 2009;360:2536–2543.
- Foy BD, et al. Probable non-vector-borne transmission of Zika virus, Colorado, USA. *Emerg Infect Dis* 2011;17(5):880–882.
- Hayes EB. Zika virus outside Africa. *Emerg Infect Dis* 2009;15(9):1347–1350.
- Kusana S, et al. Two cases of Zika fever imported from French Polynesia to Japan, December to January 2013. *Euro Surveill* 2014;19(4):20683.
- Kwong JC, et al. Case report: Zika virus infection acquired during brief travel to Indonesia. *Am J Trop Med Hyg* 2013;89(3):516–517.
- Lanciotti RS, et al. Genetic and serologic properties of Zika virus associated with an epidemic, Yap State, Micronesia, 2007. *Emerg Infect Dis* 2008;14(8):1232–1239.
- Musso D, et al. Potential for Zika virus transmission through blood transfusion demonstrated during an outbreak in French Polynesia, November 2013 to February 2014. *Euro Surveill* 2014;19(14):20761.
- Oehler E, et al. Zika virus infection complicated by Guillain-Barre syndrome – case report, French Polynesia, December 2013. *Euro Surveill* 2014;19(9):20720.
- Tappe D, et al. First case of laboratory-confirmed Zika virus infection imported into Europe, November 2013. *Euro Surveill* 2014;19(4):20685.

Thank you

For more information, contact CDC
1-800-CDC-INFO (232-4636)
TTY: 1-888-232-6348 www.cdc.gov

The findings and conclusions in this report are those of the authors and do not necessarily represent the official position of the Centers for Disease Control and Prevention.

