

Winter Weather Surveillance in Boston

Kathryn Kinzel, MPH

Epidemiologist, Boston Public Health Commission



Boston's Syndromic Surveillance

- ❑ Started in 2004 in preparation for Democratic National Convention
- ❑ Includes 10 emergency departments and 2 urgent care centers
- ❑ Data submitted daily
 - Age, gender, race/ethnicity
 - Zip code of residence
 - ICD-9 codes (when available)
 - Chief complaint – in free text
- ❑ Can update/create syndromes as needed

Winter Weather in Boston

❑ Snowfall

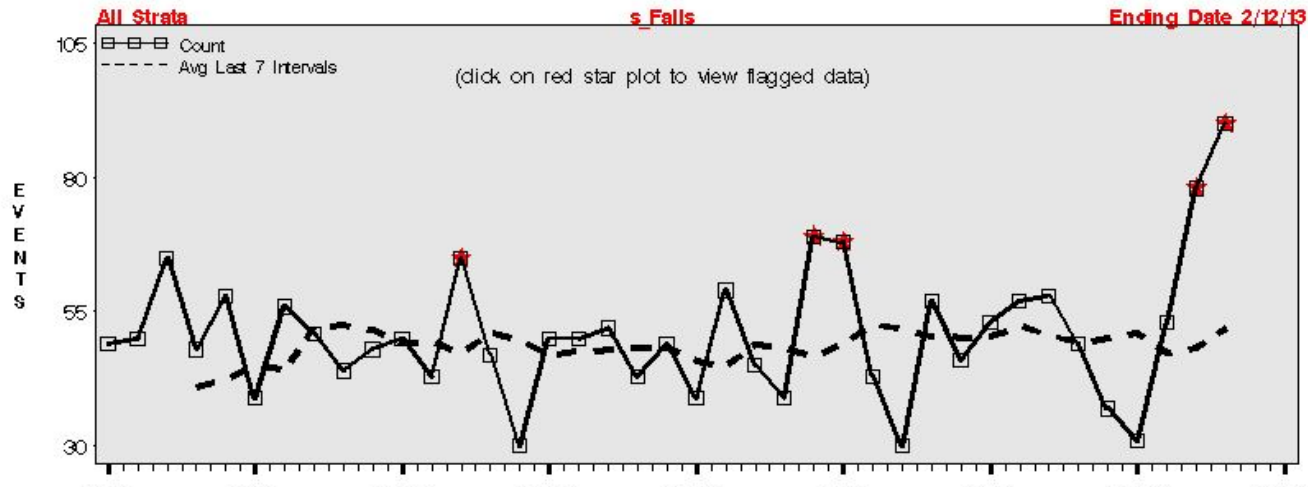
- Falls
- Overall decrease in visits
- Differences between heavy snow and fluffy snow
 - Jan 2, 2014: 10.6 inches of snow; water content 0.38
 - Feb 5, 2014: 10.7 inches of snow; water content 1.11

❑ Cold temperatures

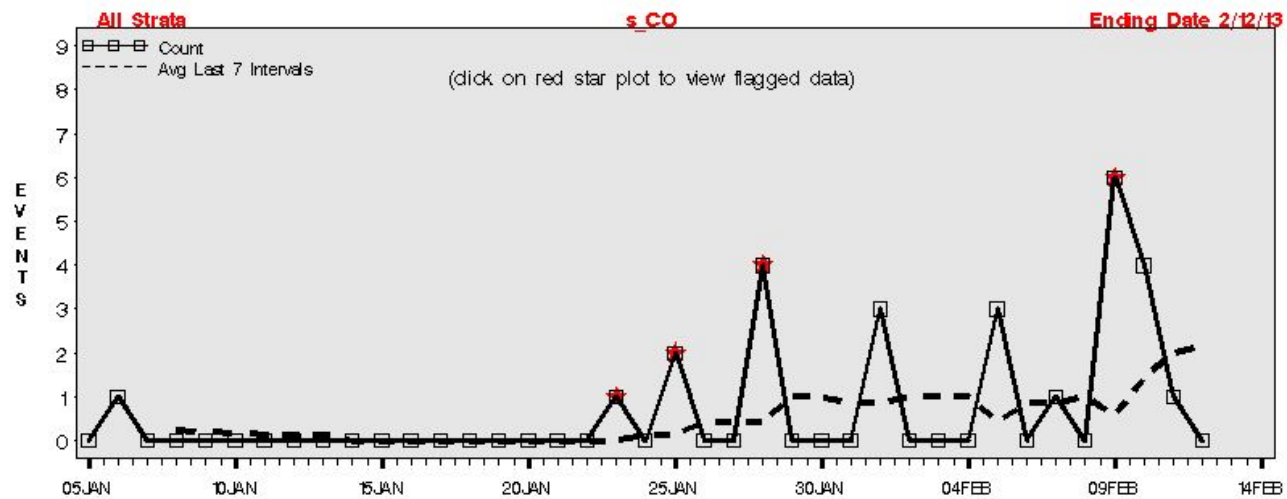
- Frostbite/hypothermia
- Carbon monoxide exposures
- Falls (icing)

2013 Blizzard

BPHC ED EARS Run



BPHC ED EARS Run



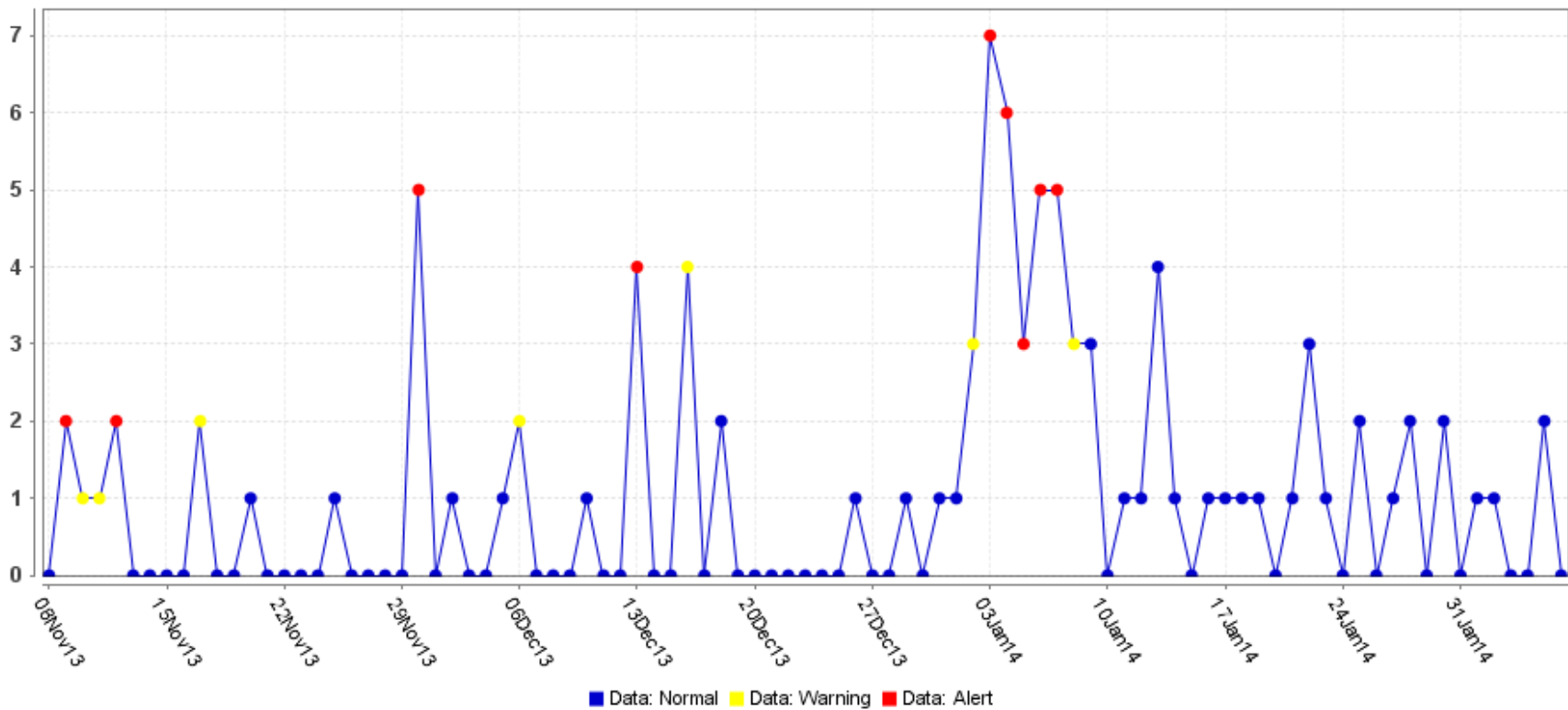
Winter 2014

- ❑ Northern US hit with “polar vortex”
- ❑ Boston: Not as cold as some
 - Several days of negative wind chills, lows in single digits
- ❑ Snowfall: Above average

- ❑ Syndromes: Cold (frostbite/hypothermia), falls, CO exposure

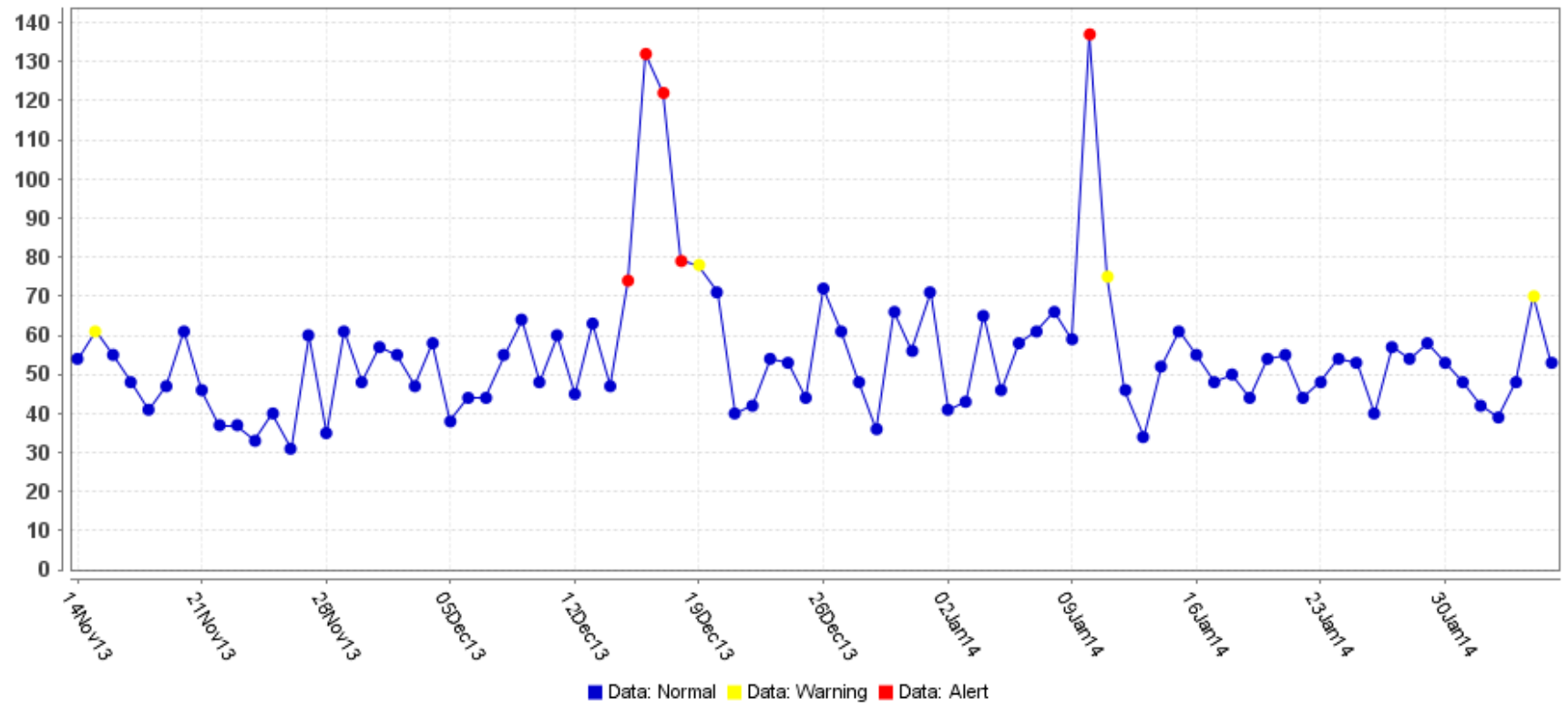
Cold Syndrome

ED Visits for Cold



Falls Syndrome

ED Visits for Falls



Falls, continued

- Using data, we are able to send messages to city residents.

 **Boston Public Health Commission** shared a link.
 January 21

Are you a property owner? Make sure your sidewalks are thoroughly shoveled to help prevent slips and falls. Learn more: <http://www.cityofboston.gov/snow>



Know Snow | City of Boston
www.cityofboston.gov

The City of Boston prepares year-round to ensure that residents are safe from snow, ice and extreme cold. Help us by looking out for your neighbors, particularly the elderly and disabled. Follow the rules and guidelines on...

Like · Comment · Share

 **Boston Public Health @HealthyBoston** · Dec 17
 Code enforcement officers will issue fines to any resident or business owner who fails to shovel/salt. [#bosnow](#)

Expand Reply Retweet Favorite More

 **Boston Public Health @HealthyBoston** · Dec 17
 Please remember to shovel/salt your sidewalks. Area hospitals are seeing increase incidents of falls from ice. [#bosnow](#)

Expand Reply Retweet Favorite More



Carbon Monoxide (CO)

- ❑ **Primary causes of CO exposure in Boston:**
 - Use of oven/stove for heat
 - Faulty boilers/heating not up to code
 - Blocked exhausts (cars and buildings)
- ❑ **BPHC Environmental Health follows up on CO exposures:**
 - Assessments for all combustibles

Carbon Monoxide

Recent example:

ESP_Event	AgeGroup	SiteID	EncounterID	ChiefComplaint	UNCOOutput	ZipCode	SiteName	Gender	RaceID
s_CO	1_LessThan1	11	████████	co2 exposure	co exposure	██████	██████	F	4

- Follow-up with hospital gives us address and type of exposure
- BPHC Environmental Health notified to evaluate problem

Environmental Health performs site visit

Carbon Monoxide

❑ Myriad problems found:

- Stove main source of CO; may have been used for heat
- Primary heating system malfunctioning
- Multiple space heaters posed fire risk
- Evidence of rodents

❑ Environmental Health partners with other city agencies to ensure ALL issues are resolved:

- New stove installed
- Heating repaired
- Treatment by exterminators

Summary

- ❑ **Cold weather surveillance is contextual**
 - Flexibility is key
 - Awareness of other events (New Year, type of snowfall expected)
 - CO exposures without losing power
- ❑ **Populations at risk**
 - Homeless population for cold syndrome, 18–45-year-olds for shoveling/falls
- ❑ **Working with partners to use data**
 - Who can do something with this data?