



INTERNATIONAL SOCIETY
FOR DISEASE SURVEILLANCE

ISDS Webinar Report

Title: Analytic Methodologies for Disease Surveillance Using Multiple Sources of Evidence

Date/Time: Thursday, November 6, 2014, 11:00 AM – 12:30 PM EST

Host: ISDS Research Committee

ISDS Staff Coordinator: Lauren Johnson

Presenters:

Linus Schiöler, Statistical Research Unit, Department of Economics, University of Gothenberg, Gothenberg, Sweden

Howard Burkom, Johns Hopkins Applied Physics Laboratory, Laurel, Maryland, USA

Marianne Frisen, Univeristy of Gothenberg, Gothenberg, Sweden

Description:

This presentation is for public health practitioners and methodology developers interested in using statistical methods to combine evidence from multiple data sources for increased sensitivity to disease outbreaks. Methods described will account for practical issues such as delays in outbreak effects between evidence types. Presented examples will include outbreaks from multiple years of authentic data as well as simulations. The ensuing discussions with attendees will explore the role and scope of multivariate surveillance for the situational awareness of public health monitors.

Learning Objectives:

By the end of this webinar, participants will be able to...

1. Overview of methods using multiple data sources for increased sensitivity to disease outbreaks
2. Presentation of examples of outbreaks with authentic data
3. Discussion of roles and scope of multivariate analysis

Slides and recording:

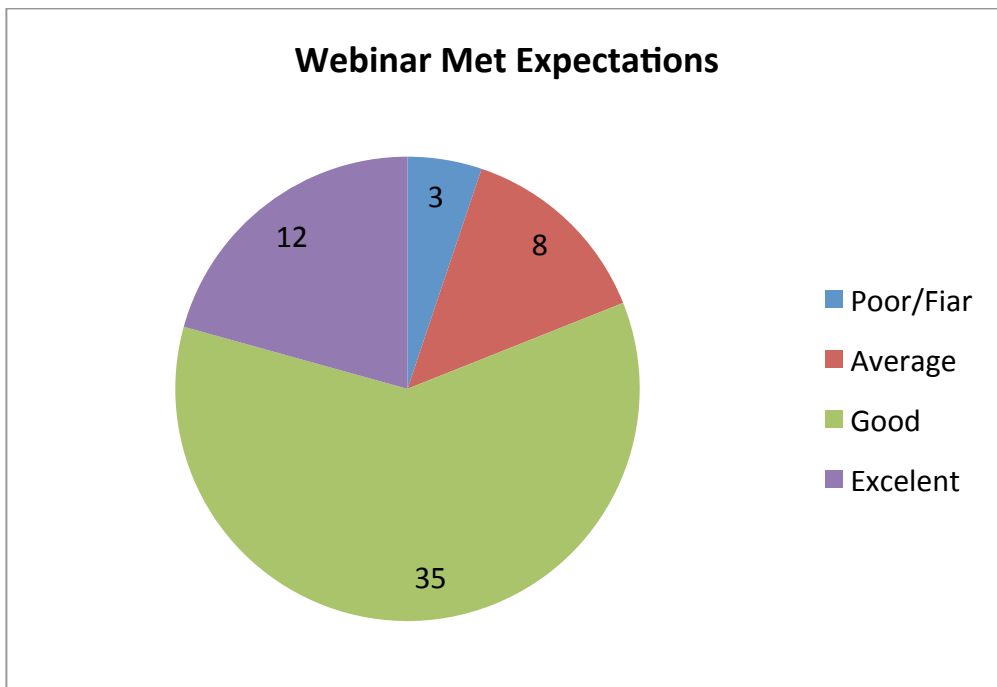
Available at: <http://www.syndromic.org/component/content/article/37/831>

Attendance:

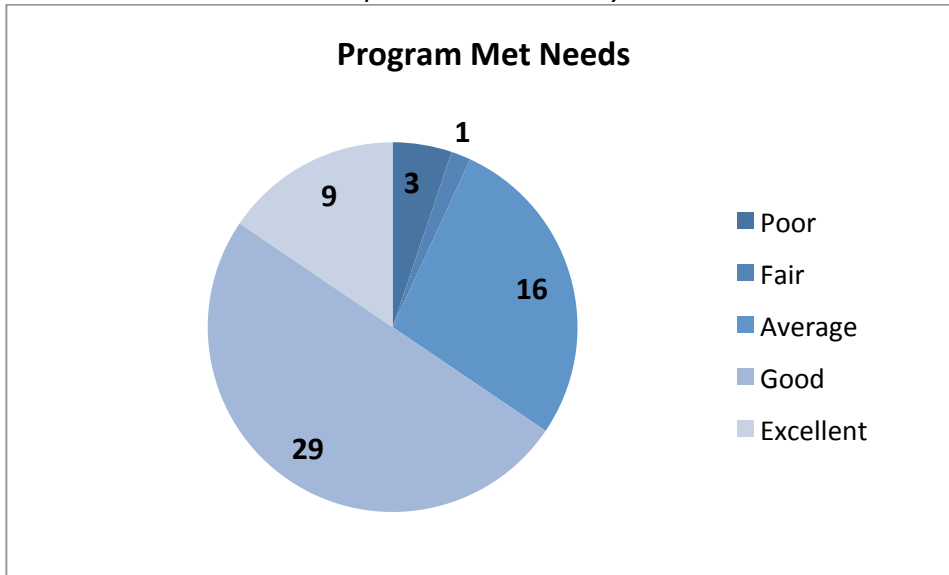
	Number of People
ISDS Sent Announcement via E-mail	2209
Opened Announcement	547 (26.5%)
Clicked on Announcement Email (percentage based on # of opens)	145 (26.5%)
Registered for webinar (percentage based on # emails sent)	460 (20.8%)
Attended (percentage based on # of registrants)	189 (41.1%)
Completed Exit Survey (percentage based on # of attendees)	58 (30.7%)

Post-Webinar Survey:

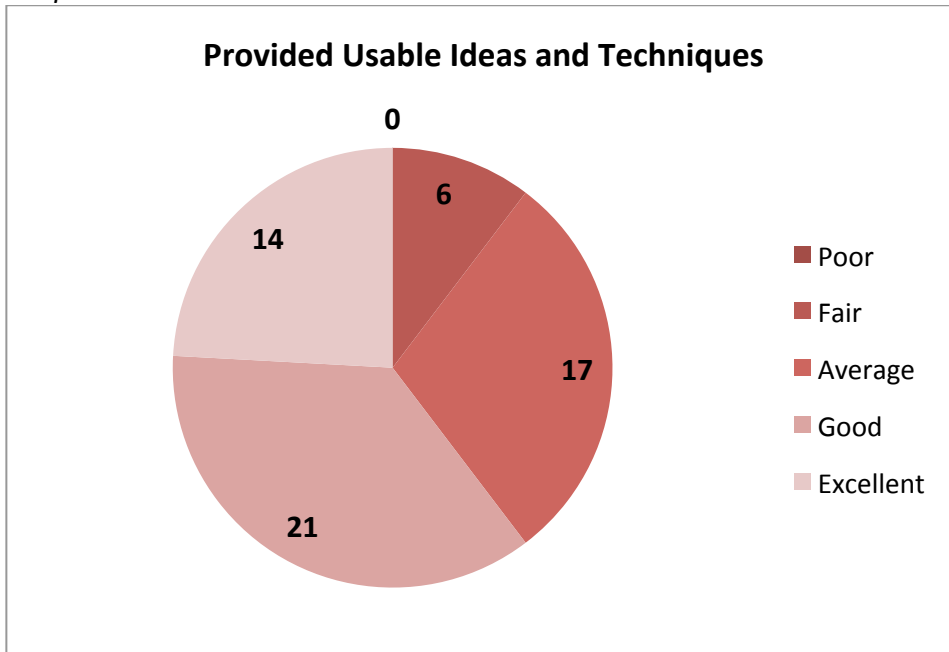
1. *To what extend did the presentation meet your expectations:*



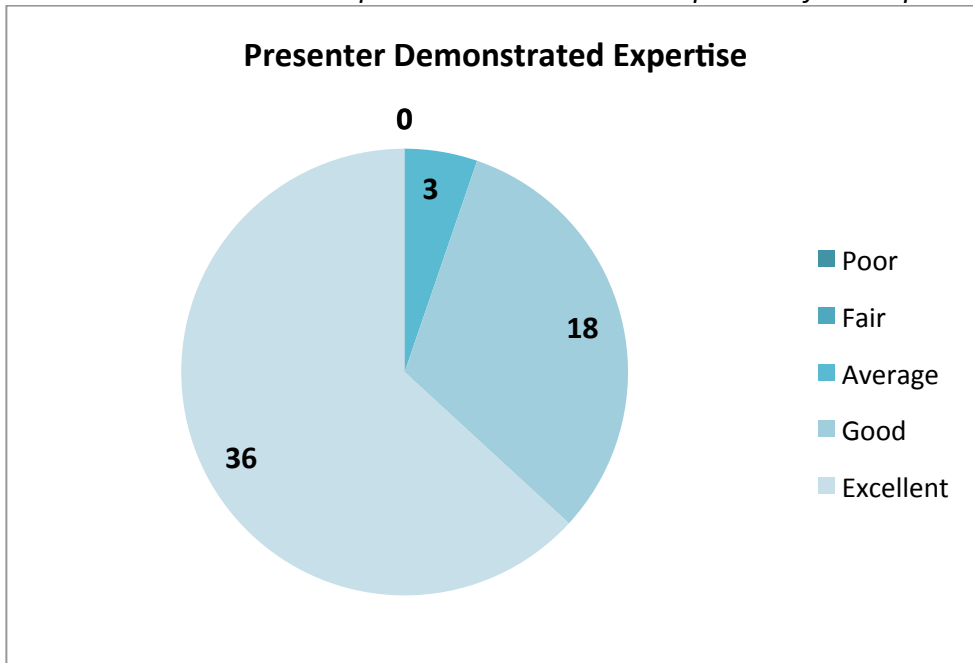
2. To What extend did the presentation meet your neds?



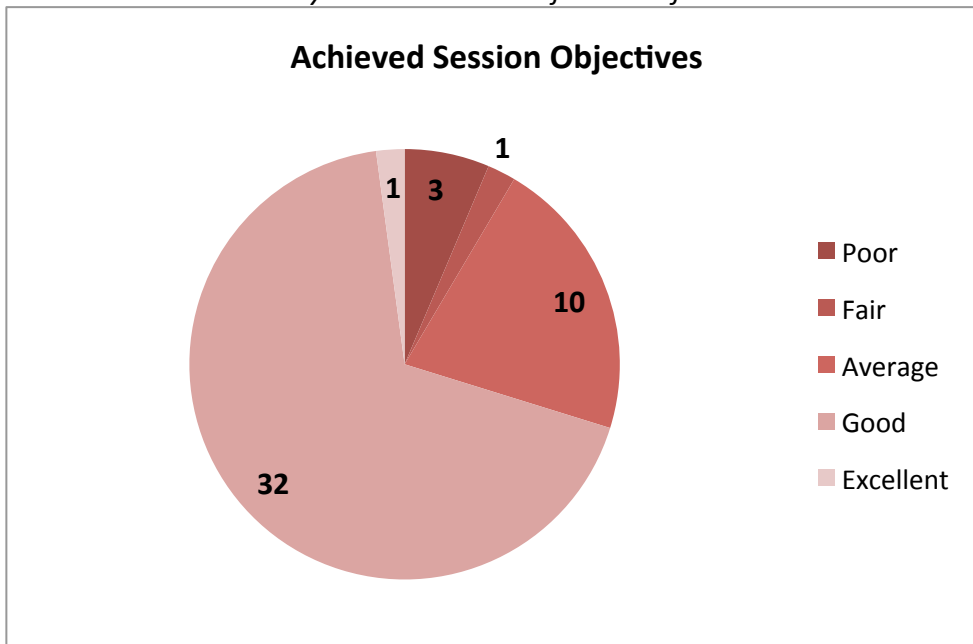
3. To what extend did the presentation provide usable ideas and/or techniques for practice?



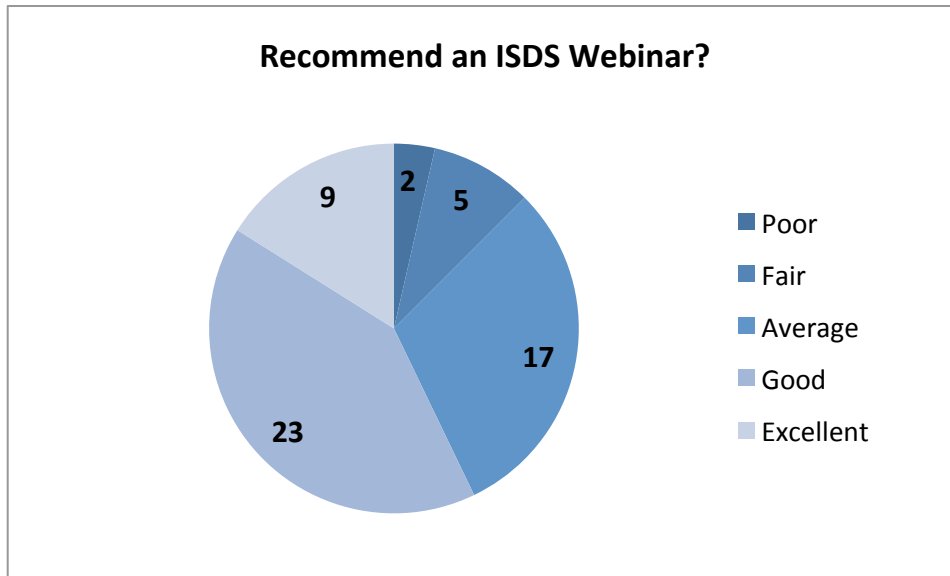
4. To what extent did the presenter demonstrate expertise of this topic?



5. To what extent did you achieve the objectives of this session?



6. To what extent was the time for questions and answers sufficient?



7. Are you seeking CPH credit for this webinar?

Yes – 12 attendees; **No** – 46 attendees